



CHILDREN BATH CHAIR
NONO MINI™
NONO MAXI™



USER MANUAL





Manufacturer takes responsibility for proper usage of the device only when the product was purchased from qualified **REH4MAT Ltd.** employee or at specialized medical store!

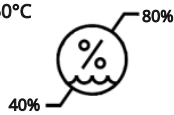
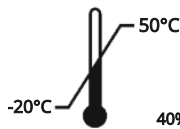
REH4MAT Ltd. reserve the right to introduce technical and trading changes in the content of the instruction without warning.



Product marked with the CE sign is Class I medical device, of rule 1, consistent with the requirements of Regulation (EU) 2017/745 of the European Parliament and of the Council of 5 April 2017 on medical devices.



REH4MAT Ltd. Company introduced quality management system ISO 13485 regarding production, sales and service. The system is certified by Det Norske Veritas.



CONTENTS

1. The purpose of user manual.....	5
2. Indications and contraindications for use.....	5
3. General characteristic of NONO children bath chair.....	6
3.1. Standard equipment.....	6
4. Size table.....	7
5. Detailed description of how to apply the lounge upholstery.....	8
6. The adjustment of the product.....	11
7. The use of the product.....	12
8. Safety rules.....	13
9. Maintenance and cleaning.....	15
10. Labelling.....	17

INTRODUCTION

NONO™ children bath chair is created for children who suffer from cerebral palsy so as to help them to keep hygiene. There are different symptoms of cerebral palsy, everything depends on the form of disease.

It goes without saying that it is sometimes tiring to take care of children who suffer from various disorders and, more to the point, keeping hygiene may be very troublesome.

We created **NONO™** bath chair which can help you with all these difficulties. The use of product makes bath easier due to the fact that child is secured and he/she is not going to sustain any injury. Moreover, parents can perform all bath activities single-handedly. Child adapts stable as well as comfortable position thanks to which it is easier for him/her to take a bath.

Seat is made of aluminium pipes and their construction is neutral for harmful water influence. What is more, the inside of pipes is filled with special foam thanks to which water cannot get into pipes. Seat is equipped with the adjustment of backrest's tilt angle which makes it possible to adjust it to child's needs (both in sitting as well as lying position). Upholstery is made of polyamide netting which is neutral for water influence. Seat is equipped with pelvic belt that protects child when he or she experiences uncontrollable movements.

The construction of product is simple which makes the product easy to use while bathing. It easily fits in standard bathtub and, moreover, it adjusts to child's needs.

Seat is equipped with foam covers which protect the product against moving in bathtub. Furthermore, it also protects bathtub against mechanical damages.



Before using the product, user is obliged to familiarize himself / herself with user manual.

Remember that complying with guideline is highly important. It assures safety and extends durability as well as aesthetics of the device.

1. THE PURPOSE OF USER MANUAL



Before using the **NONO™** children bath chair, user is obliged to familiarize himself / herself with the user manual.

This manual contains information necessary for correct use of **NONO™** children bath chair, preparation of the device before the use, maintenance and cleaning as well as the guarantee conditions.

Manual should be kept in an easy accessible place. The manual is addressed to parents, doctors and physical therapists who take direct care of handicap children.

Please remember that following the rules of the user manual enables safe use of the product, its extended life and esthetics.

2. INDICATIONS AND CONTRAINDICATIONS FOR USE

Intended purpose of the product with a defined target group:

Disabled people (children / adolescents) with cerebral palsy, muscular dystrophy, spina bifida, spinal cord injuries and neurological deficits.

Indications for use:

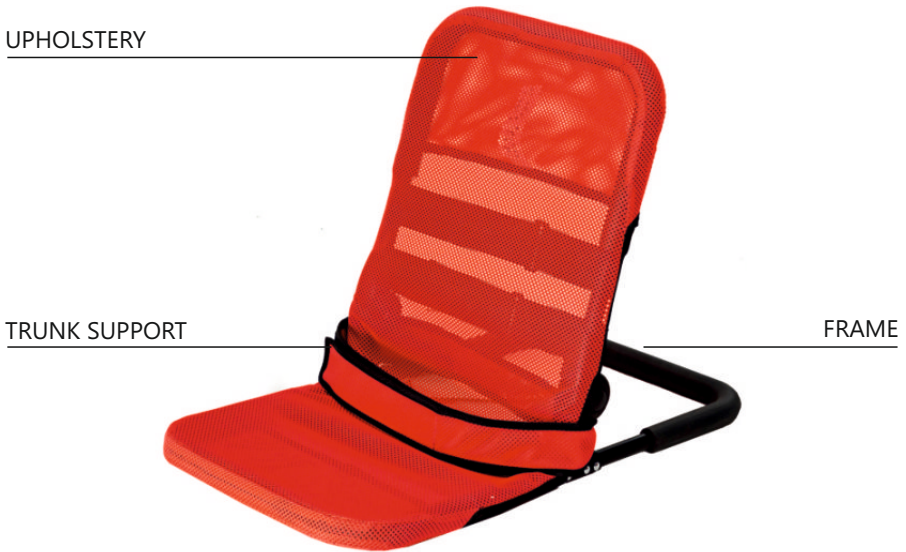
- Cerebral palsy (CP);
- Muscular dystrophy;
- Spina bifida;
- Other neurological diseases with movement deficits in the form of paralysis and paresis of the limbs and / or trunk.

Contraindications for use:

- Incorrect positioning of the person with the use of bathing products may lead to deformation of the joints, and long-term keeping of the person in one position significantly increases the risk of pressure ulcers.
- Max. user's weight: size mini do 60 kg, size maxi do 75 kg.

3. GENERAL CHARACTERISTIC OF NONO™ CHILDREN BATH CHAIR

3.1 STANDARD EQUIPMENT



4. SIZE TABLE




Symbol	Measurement	Unit	MINI	MAXI
A	seat width	[cm]	37,5	37,5
B	seat depth	[cm]	30	30
C1	backrest height	[cm]	45	58
	max. user weight	[kg]	60	75

Weight and dimensions of the device	Unit	MINI	MAXI
width	[cm]	40	40
width after folding	[cm]	40	40
length	[cm]	65	65
length after folding	[cm]	73	84
wysokość	[cm]	49	59
height after folding	[cm]	14	14
weight	[kg]	2	2,5

Note: Dimensional tolerance in the table is +/-1 cm.

5. DETAILED DESCRIPTION OF HOW TO APPLY THE LOUNGER UPHOLSTERY

FRAME



TRUNK SUPPORT





To put on the upholstery on the frame you must:

1. Press joints at the same time and adjust the angle between the backrest and the footrest according to fig. 1.
2. Insert the upper part of upholstery on the frame of the back support (fig. 2).
3. Push the bottom part of the upholstery onto the footrest frame (fig. 3).



4. Fasten all straps with velcro closures from the underside of the lounger. Please keep in mind that the straps should cover the frame (fig. 4, 5).



5. Lounger with upholstery set to the usable position.
6. Mount trunk stabilizer. Choose the appropriate height of the stabilizer , on the backrest of the lounger and fasten the stabilizer using straps with velcro closures (fig. 6, 7).



6. THE ADJUSTMENT OF THE PRODUCT

BACKREST TILT ANGLE ADJUSTMENT

Press two buttons situated on joints on both sides. Adjust backrest at your discretion. Make sure that backrest is blocked before using!




fig. 8



fig. 9



Do not make adjustments while there is a user on the chair, as doing so may damage the regulators.

Do not fully immerse the product. When using the product in the bathtub, keep the drain open so that water does not accumulate. This poses a risk to the user and to the proper functioning of the product.

Slight backlash of the product is possible due to the jointed design.

FOLDING FOR STORAGE AND TRANSPORT

In case of transportation or storage, it is important to fold seat's backrest as it is shown on the picture below.



fig. 10




fig. 11

UPHOLSTERY ADJUSTMENT

It is possible to adjust upholstery with the aid of two belts that are fastened by means of velcro tapes. Belts are situated at the back of the backrest and under the seat.

7. THE USE OF THE PRODUCT



The product has to be used with compliance to guidelines included in this user manual and with trained person.

Before every using, there is necessary to prepare the user and the device!

Please follow steps below before the use of the product

- Unfold the device;
- Place the device on even surface, without slopes;
- Make sure that all parts are serviceable, correctly mounted and stable;
- Adjust batch chair to the user;
- Unfasten trunk stabilizing belt;
- Place the user in batch chair and secure him / her with trunk stabilizing belt from standard equipment.



Our device works correctly only when the product is adjusted according to user's height as well as weight. Remember to take all these measurements into account while purchasing the product.

Correct adjustment of bath chair is the most important thing due to the fact that only then the product is safe. It is forbidden to force child to keep specific position because he/she will feel uncomfortable and it may lead to wrong posture.

Before using, remember to make sure that all belts and locking are correctly adjusted and fastened.

8. SAFETY RULES



NONO™ bath chair should be used in compliance with guidelines described in instruction manual.

It is highly important to consult either doctor or physiotherapist in order to make right decision concerning the choice of bath chair and its size. It is essential to familiarize with the guidelines described in instruction manual before using the device.

1. Before using the product, it is essential to make sure that:
 - make sure that there are no damages or different faults which could endanger user's life. Make sure that all parts are operating correctly and are properly mounted. Moreover, make sure that there are no cracks as well as deformities,
 - make sure that all screws, nuts and other threaded, glued and sewn parts are firmly tightened;
 - make sure that buckles are operating correctly;
 - always use stabilizing belts: Velcro tapes from these belts has to overlap min. 8cm;
 - adjust the product to user's measurements as well as needs;
 - secure the user with the aid of head support, trunk stabilizing belt and feet stabilizing belts. It is necessary due to the fact that it protects the user against falling out of the device.
2. It is forbidden to use deckchair for different purposes than it is intended to.
3. It is forbidden to use deckchair if it is destroyed or any part is missing.
4. It is forbidden to leave the user unattended.
5. It is forbidden to use the product without knowledgeable person or medical staff.
6. It is necessary to fold and secure chair during transportation in order to avoid any possible damages. Manufacturer doesn't take responsibility for damages which appeared due to improper preparation of the device during transportation.
7. It is forbidden to place the product close to fire or high temperatures. Deckchair cannot be stored as well as used in rooms with high humidity.
8. Before using the product, remove all paper and plastic packaging. The packaging is not a toy! Keep away from children and animals.



Incorrect product adjustment can lead to such side effects as fainting, body deformities, joint overload, etc. If the abovementioned symptoms occur, stop using the product immediately, take the user out of the product and lay them down. If the undesirable symptoms persist, contact a physician immediately. If the symptoms have disappeared, inform the attending physician about this fact in order to make a decision about the further rehabilitation process.

Serious incidents involving this device should be reported both to manufacturer and to the competent authority in your country.

Do not make adjustments when the bath chair is wet.

Do not make adjustments while there is a user on the bath chair, as doing so may damage the regulators.

Do not fully immerse the product.

When using the product in the bathtub, keep the drain open so that water does not accumulate. This poses a risk to the user and to the proper functioning of the product.

The product contains small parts which children may swallow.

Under no circumstances should an unqualified person repair or alter the product and its construction, as the health and safety of the user depend on it as well as it will lead to the loss of warranty.

This device can be only used inside the buildings.

The weight of the user should not be bigger than maximal weight described on page 7 where you will find information regarding this issue.

NONO™ bath chair should be used in compliance with guidelines described in instruction manual.

9. MAINTENANCE AND CLEANING

NONO™ should be kept clean and used in compliance with the manufacturer's recommendations. The device should be kept in clean, dry and ventilated room. Maintenance as well as cleaning have to be performed at least once a month. Regular cleaning and maintenance of bath chair seat are indispensable to maintain its correct functionality as well as safety.

It is highly advisable to remember about proper maintenance in order to extend product's aesthetics. So as to do that, it is essential to comply with these guidelines:

- It is possible to disassemble upholstery and clean it with the aid of washing machine, maximum temperature is 60 degrees;
- It is forbidden to clean upholstery by means of solvents and caustic chemicals;
- In case of disinfection of upholstery, use products which are intended for it;
- Do not chlorinate;
- Do not iron;
- Dry far from sources of fire.



Manufacturer takes no responsibility for damages caused by use of wrong clearing agent.

Manufacturer takes responsibility only for latent defect or damages which appeared despite the fact that user complied with the guidelines.

If any damages appear, it is necessary to contact authorised salesman who sold you the product.



TECHNICAL INSPECTION




















Technical inspections should be performed regularly. Before servicing, the product should be thoroughly cleaned to reveal any hidden damage.

Frequency	What should be checked?	What should be done?	Remarks
Before each use.	General condition of the product.	Check: <ul style="list-style-type: none"> the entire product for any visible damage, cracks or mechanical defects, if the product complete, if all bolts, screws, knobs, nuts and other elements of the construction are complete and tightened. 	In case of any damage or defects, discontinue the use of the product and contact your Supplier/Distributor or the Manufacturer.
	Fastening of the construction elements.	Check all the mechanisms of the product and its moving parts. Check in particular: <ul style="list-style-type: none"> if the elements securing the user are properly mounted and if they work well (if applicable), if all the moving parts are complete, work properly, do not jam, if the adjustment mechanisms of the following elements work properly (if applicable): headrest, backrest, seat, abduction block, armrests, footrests. 	In case of any damage or defects, discontinue the use of the product and contact your Supplier/Distributor or the Manufacturer
	Upholstery elements.	Check: <ul style="list-style-type: none"> if there is any damage, tears, rips, loose seams or deformations on the upholstery elements, if the stabilizing straps, vests or safety belts are not frayed or twisted and if the buckles work properly, if the stabilizing straps, vests or safety belts work correctly and do not unfasten under pressure or when pulled. 	In case of any damage or defects, discontinue the use of the product and contact your Supplier/Distributor or the Manufacturer.
Once a week.	Product cleaning.	If the frame and upholstery get dirty (dusty, muddy, etc.) during everyday use, wipe them with a damp cloth without detergents. Remove dirt (e.g. hair, food remains, etc.) from the moving parts of the product.	The product should be cleaned when necessary, but at least once a week. Do not use any chlorine based cleaners or methylated spirit. Before using the product, check if the upholstery is dry.
Once a month.	Product construction connectors (welding, threading, soldering).	Check: <ul style="list-style-type: none"> the condition of the product frame in the places of joining (welds, threads, soldering) 	In case of any damage or defects, discontinue the use of the product and contact your Supplier/Distributor or the Manufacturer.

Frequency	What should be checked? What should be done?	Remarks
Once every 6 months.	Construction moving parts. Check: <ul style="list-style-type: none"> if the moving parts of the construction have not been damaged. Maintain them using a proper cleaning agent. 	In case of any damage or defects, discontinue the use of the product and contact your Supplier/Distributor or the Manufacturer.
	Product labeling. Check: <ul style="list-style-type: none"> if the marking and labels are readable. 	In case of any damage or defects, discontinue the use of the product and contact your Supplier/Distributor or the Manufacturer.

The list of all spare parts is available for download after selecting a product on www.reh4mat.com.

12. LABELLING

	Declaration that the product meets the essential requirements		Dry vertically
	Catalog number		Do not chlorinate
	Serial number		Do not iron
	Please read the manual instructions before use		Do not dry in a drum dryer
	Attention!		Do not bleach
	Manufacturer		Careful! Delicate content
	Production date		Protect from sunlight
	The product does not contain latex		Storage temperature limitation
	Store in a dry place		Relative humidity storage
	Medical Device		



ORTHOPAEDIC DEVICES MANUFACTURER

 **REH4MAT Ltd.**

35-301 Rzeszów, ul. Zenitowa 5A, POLAND

Factory of Orthopaedic Devices

Mailing address:

ul.Truskawkowa 17, Widna Góra, Jarosław, POLAND

ph. 16 621 42 20, 16 621 41 35

fax 16 621 41 13

e-mail: biuro@reh4mat.com

www.reh4mat.com

Date of issue: 24.04.2015

The last update: 03.01.2024



REH4MAT Ltd. reserve the right to introduce technical and trading changes in the content of the instruction without warning.